

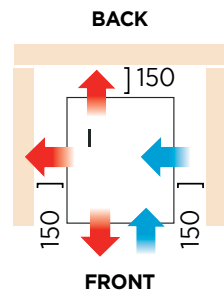
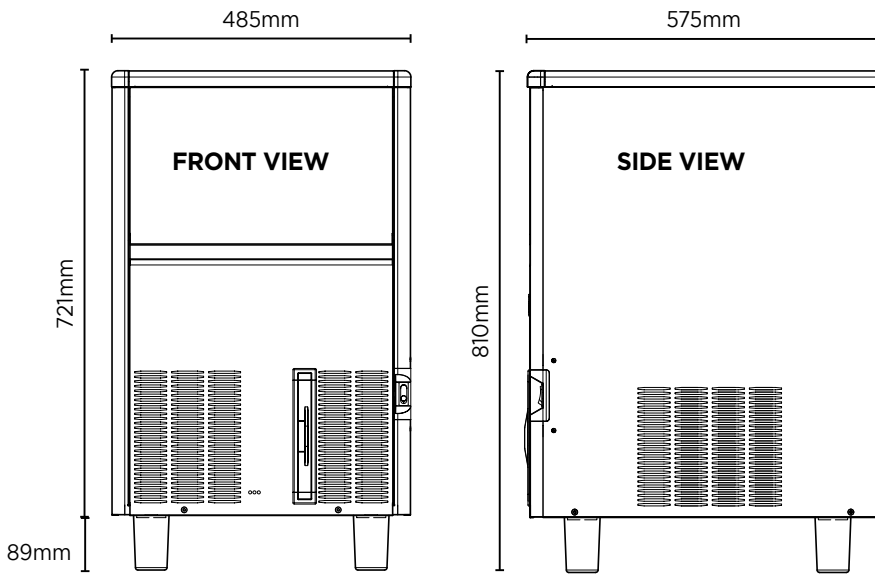
Self-Contained Ice Machine Hollow Cube - 47kg/24h - 17kg Capacity

| Ice Machines



Self-Contained Ice Machine Hollow Cube - 47kg/24h - 17kg Capacity

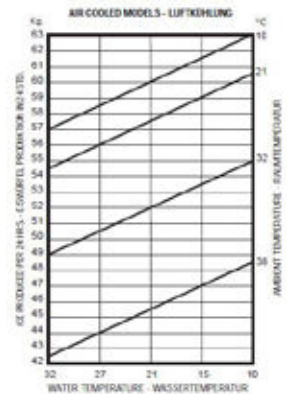
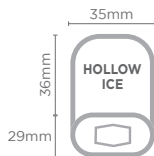
| Ice Machines



Ice Dimensions



Hollow Ice



SPECIFICATIONS

| | | | |
|------------------------|-------------|--------------------------|-------------------------------|
| Model | IM0050HC-NR | Frequency | 50Hz |
| Part Number | 3935193 | Power Supply | Single Phase |
| Unit Weight | 45kg | Plug Supplied | 1 x 10A |
| Packaged Weight | 53kg | Plug Location | Rear, bottom left |
| Ambient Temperature | 43°C | Water Consumption | 2L/h |
| Energy Consumption | 6.2 kWh/24h | Maximum Daily Production | 50kg/24h |
| Refrigeration Capacity | 250W | Ice Type | Hollow Cube |
| Refrigerant | R290 | Storage Bin Capacity | 17kg |
| Current | 1.5A | Warranty | 3 Years Parts & 1 Year Labour |
| Electrical Voltage | 230V | | Bromic Extra Care |

External height excludes legs
Production is based on kg/24hr at 10°C air & 10°C water

DIMENSIONS

| | External (mm) |
|---------------|---------------|
| Width | 485 |
| Depth | 575 |
| Height | 810 |
| Packaged (mm) | |
| Width | 550 |
| Depth | 640 |
| Height | 840 |